



## Color Coded Booklet Volume 2

### Instructions:



- 1. Place your hands in the octave you'd like to start with.
- 2. Play the song according to the colors, and move to the octave above or below for colored notes marked with "R" or "L" respectively.
- 3. Notes with two colors indicate that you should play the black key between the two.

### Do-Re-Mi

Do - a deer, a fe-male deer Re - a drop of golden sun Mi - a name, I call my-self

7 Fa - a long, long way to run. So - a needle pulling thread La - a note to follow so

13 Tea - a drink with jam and bread R That will bring us back to Do, oh, oh, oh, oooooh R

The musical score is written in treble clef with a 4/4 time signature. The melody consists of eighth and quarter notes. The notes are color-coded according to the instructions: red for 'Do', orange for 'Re', yellow for 'Mi', green for 'Fa', blue for 'So', and purple for 'La'. Some notes are marked with 'L' (left) or 'R' (right) to indicate octave shifts. Notes with two colors (e.g., red and orange) indicate the black key between them.

# Alouette

A - lou-et te gentil A-lou-et te, A - lou-et te, je te plumerai. Je te plu-me-rai la tete,  
L

6

Je te plu-me-rai la tete, Et la tete, Et la tete, A-lou-ette, A-lou-ette, Oh! A - lou-et te  
L L L L L L

11

gen - til A - lou - et te, A - lou - et te, Je te plu - me - rai.  
L

# Ode To Joy

7

12

L

# Scarborough Fair

Are you going to Scar - bo-rough Fair? - Pars - ley, R

6

sage, rose - ma - ry and thyme. - Re - mem - ber me to  
R R R R

12

one who live - s there. - She was once a true love of mine.

# Shoo Fly

Shoo, fly, don't bo - ther me, shoo, fly, don't bo - ther me, shoo, fly, don't bo - ther me, for

7

I be-long to some-bo-dy. I feel, I feel, I feel, I feel like a morn-ing star, I  
R R R

13

feel, I feel, I feel, I feel, I feel like a morn-ing star. Shoo, fly, don't bo - ther me,  
R R R

19

shoo, fly, don't bo - ther me, shoo, fly, don't bo - ther me, for I be-long to some bo-dy.  
R R R

# Take Me Out To The Ballgame

Take me out to the ball game, Take me out with the crowd...

R R

Detailed description: This block shows the first line of music for 'Take Me Out To The Ballgame'. It is written in 3/4 time on a treble clef staff. The melody consists of quarter and eighth notes. The lyrics are 'Take me out to the ball game, Take me out with the crowd...'. Below the staff, the letter 'R' is placed under the first two notes of each phrase.

9

Buy me some peanuts and crack-er jack, I don't care if we nev-er get back, let me

R R

Detailed description: This block shows the second line of music. It starts with a measure rest for 9 measures. The melody continues with quarter and eighth notes. The lyrics are 'Buy me some peanuts and crack-er jack, I don't care if we nev-er get back, let me'. Below the staff, the letter 'R' is placed under the first two notes of each phrase.

17

root, root root for the home team, if they don't win it's a shame... For it's one,

R R

Detailed description: This block shows the third line of music. It starts with a measure rest for 17 measures. The melody continues with quarter and eighth notes. The lyrics are 'root, root root for the home team, if they don't win it's a shame... For it's one,'. Below the staff, the letter 'R' is placed under the first two notes of each phrase.

26

two, three strikes you're out at the old ball game!!

R R R

Detailed description: This block shows the fourth line of music. It starts with a measure rest for 26 measures. The melody continues with quarter and eighth notes. The lyrics are 'two, three strikes you're out at the old ball game!!'. Below the staff, the letter 'R' is placed under the first two notes of each phrase.

# Für Elise

R R R R R R R R R R

Detailed description: This block shows the first line of music for 'Für Elise'. It is written in 3/4 time on a treble clef staff. The melody consists of quarter and eighth notes. Below the staff, the letter 'R' is placed under each note.

5

R R R R R R R R R R


Detailed description: This block shows the second line of music. It starts with a measure rest for 5 measures. The melody continues with quarter and eighth notes. Below the staff, the letter 'R' is placed under each note.

10

R R R R R R R R R R

Detailed description: This block shows the third line of music. It starts with a measure rest for 10 measures. The melody continues with quarter and eighth notes. Below the staff, the letter 'R' is placed under each note.


# Star Spangled Banner



O say can you see by the dawn's ear - ly light what so proud - ly we hailed at the

R R R R R R R R R R R R


7



twi-light's last gleam - ing? Whose broad stripes and bright stars thro' the per - il - ous fight o'er the

R R R R R R R R R R R R

13



ram - parts we watched were so gal - lant - ly stream - ing? And the rock - ets red glare, the bombs

R R R R R R R R R R R R R R R R


19



burst - ing in air, gave proof thro' the night that our flag was still there. O say does th - at

R R R R R R R R R R R R R R R R

26



star - spang - led ba - nn - er y - et wa - ve o'er the la - nd of the free and the home of the brave?

R R R R R R R R R R R R R R R R